

L1F Passive Filter

Features

- ❖ Low Insertion Loss
 - IL < 2.2dB
- ❖ Excellent Out of Band Rejection
- ❖ Passes DC for Active Antennas
- ❖ High Rejection Option Available



Description

Designed with the thin link margins of satellite navigation systems in mind, the L1F is a single input L1 Band Passive Filter that passes only the L1 GPS frequency. The device features excellent side band rejection with an insertion loss of less than 2.2dB. The product may pass DC or can also be used as a DC block.

The L1F Passive Filter comes with various options to meet your specific needs. Please call, fax, email (sales@gpssource.com), or visit our website (www.gpssource.com) for further information on product options & specifications.

L1F Passive Filter

Electrical Specifications, Operating Temperature -40 to 85⁰ C

Parameter	Conditions	Min	Typ	Max	Units
Freq. Range: 1575.4MHz	IN – OUT, IN/OUT-50Ω	1.540		1.625	GHz
Freq. Range: (High Reject. Opt.) 1575.4MHz	IN – OUT, IN/OUT-50Ω	1.565		1.585	GHz
In/Out Imped.	IN, OUT		50		Ω
Insertion Loss 1575MHz	IN – OUT, IN/OU-50Ω	1.0	1.5	2.2	dB
Insertion Loss (High Reject. Opt.) 1575MHz	IN – OUT, IN/OU-50Ω	3.0	3.7	4.2	dB
Rejection ⁽¹⁾ 1575MHz	IN – OUT, IN/OUT-50Ω; + 100MHz - 100MHz + 150MHz - 150MHz	-13 -18 -18 -25			dB
Rejection ⁽¹⁾ (High Reject. Opt.) 1575MHz	IN – OUT, IN/OUT-50Ω; + 50Mhz - 50MHz + 100MHz - 100MHz	-35 -25 -37 -37			dB
Input SWR	OUT Port - 50Ω			2.0:1	-
Output SWR	IN Port - 50Ω			2.0:1	-
DC IN	DC Input on OUT port			16	VDC
Ant/Thru Current	DC Input on OUT port			250	mA
Max RF Input	Max RF input without damage			30	dBm

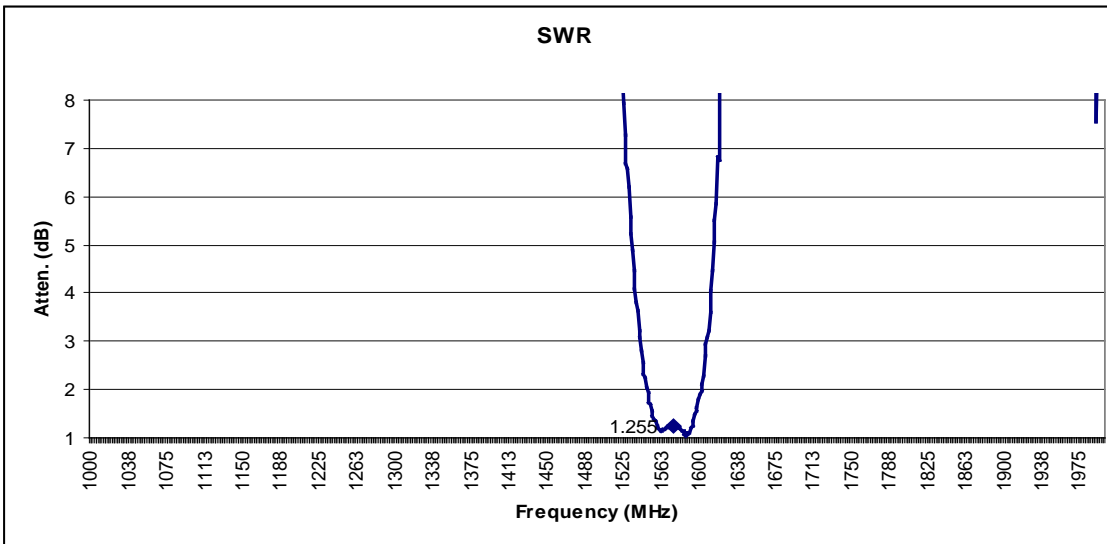
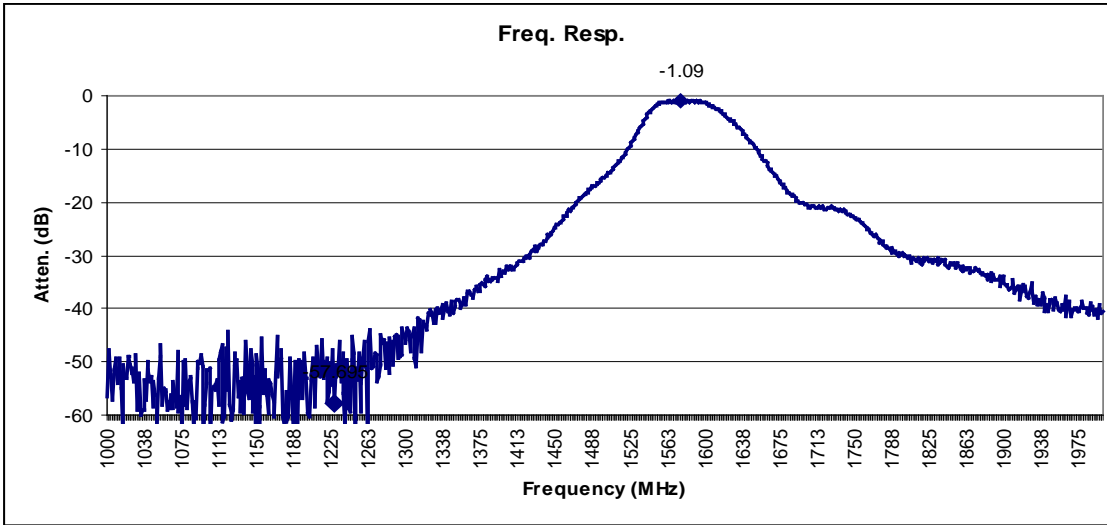
NOTES:

(1). Attenuation Relative to pass band.

L1F Passive Filter

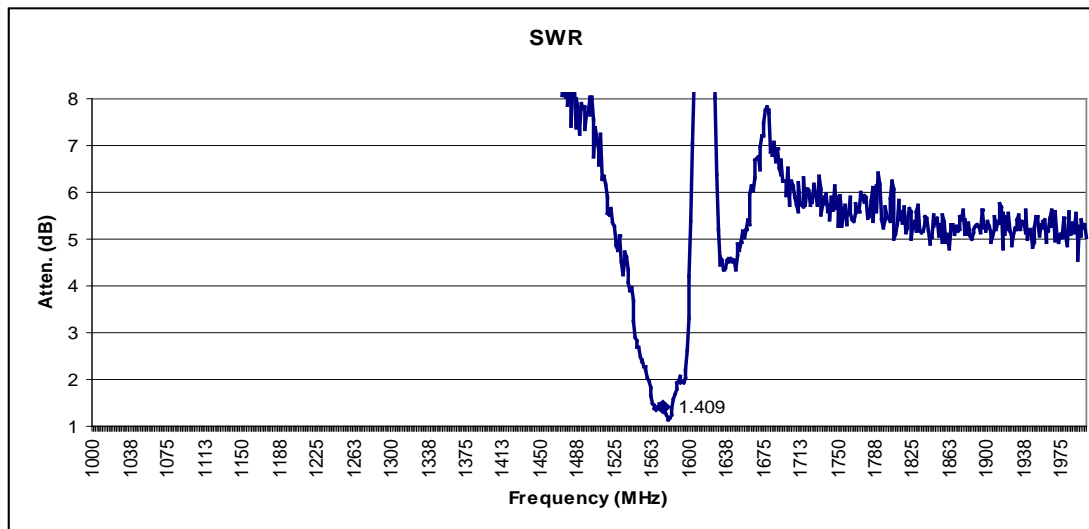
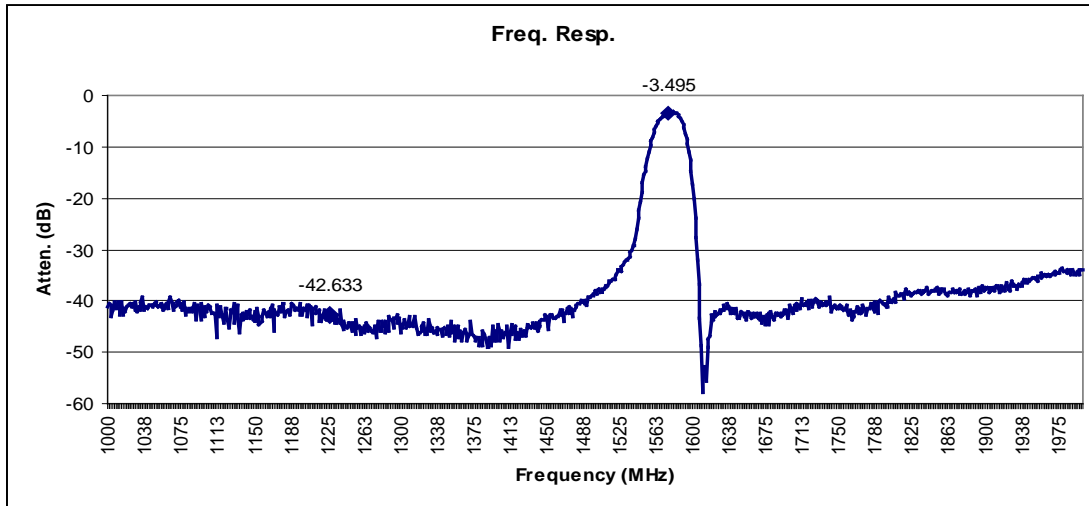
Performance Data

L1F Passive Filter



L1F Passive Filter

L1F Passive Filter (High Rejection Option)



L1F Passive Filter

Part Number

L1F – HR – SF

Product:
Standard

High Rejection Options:
Blank – Normal
HR – High Rejection

Connector Options:
NM – N, Male
NF – N, Female
SM – SMA, Male
SF – SMA, Female
TM – TNC, Male
TF – TNC, Female
BM – BNC, Male
BF – BNC, Female
SB – SMB Jack, Female
SC – SMC Jack, Female

For help in creating the part number to meet your exact needs, contact us at Sales@gpssource.com or visit our website at www.gpssource.com.